



CAADP



NEPAD
TRANSFORMING AFRICA

Workshop - Measuring Seed Sector Performance
Seeking synergies, matching supply and demand for information

***Seed performance measurement 's contribution to
CAADP Biennial Review***



Abidjan, 25 – 26 October, 2016

AUC / CAADP Team

17^e SOMMET DE L'UNION AFRICAINE A MALABO





AFRICA'S FOOD EXCHANGE Bill

Before 2000 Sub-Saharan Africa was a net importer of food. Today the region's food is almost entirely self-sufficient.

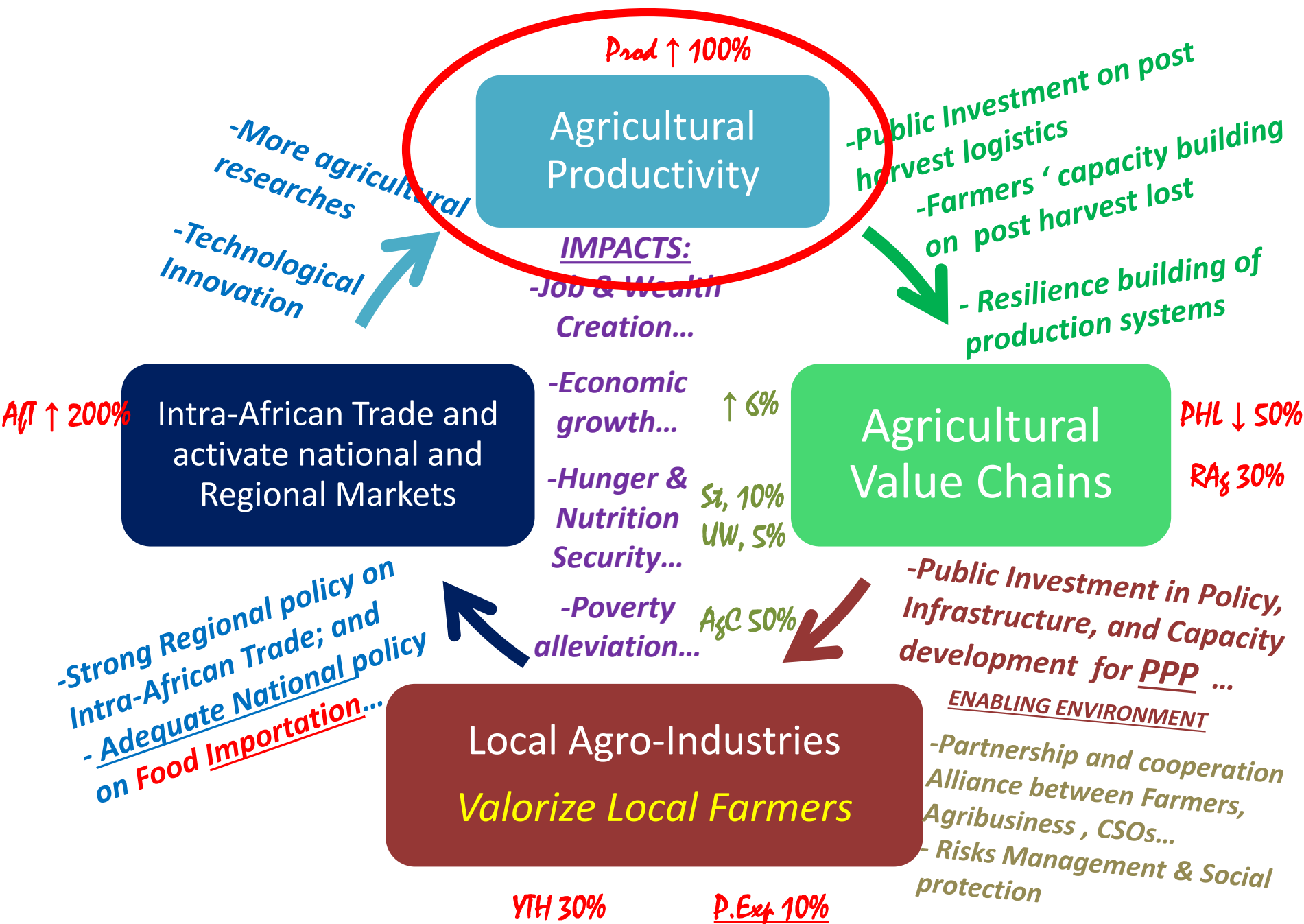
US\$35 BILLION
PER YEAR

WORLD-WIDE EXPORTS INCREASED BY
30%

Africa's productivity levels
increased by
5 years

WORLD LEADER IN PRODUCTION OF
240 million

Summary of Malabo Declaration ... KEY ISSUES TO BE ADDRESSED BY NAIPs



Structure of Malabo Declarations: 7 Performance Areas

1. Recommitment to the Principles and Values of the CAADP Process

2. Recommitment to enhance investment finance in Agriculture

- Uphold 10% public spending target
- Operationalise the African Investment Bank

3. Commitment to Ending Hunger by 2025

- At least double productivity (focusing on Inputs, irrigation, mechanization)
- Reduce PHL at least by half
- Nutrition: reduce underweight to 5% and stunting to 10%

Structure of Malabo Declarations: 7 Performance Areas

4. Commitment to Halving Poverty , by 2025, through inclusive Agricultural Growth and Transformation

- Sustain Annual sector growth in Agricultural GDP at least 6%
- Establish and/or strengthen inclusive public-private partnerships for at least five (5) priority agricultural commodity value chains with strong linkage to smallholder agriculture.
- Create job opportunities for at least 30% of the youth in agricultural value chains.
- Preferential entry & participation by women and youth in gainful and attractive agribusiness

Structure of Malabo Declarations: 7 Performance Areas

5. Commitment to Boosting Intra-African Trade in Agricultural Commodities & Services

- Triple intra-Africa trade in agricultural commodities and services
 - Fast track continental free trade area and transition to a continental Common External tariff scheme
-

6. Commitment to Enhancing Resilience in livelihoods and production systems to climate variability and other shocks

- Ensure that by 2025, at least 30% of farm/pastoral households are resilient to shocks
- Enhance investments for resilience building initiatives, including social security for rural workers and other vulnerable social groups, as well as for vulnerable ecosystems;
- Mainstream resilience and risk management in policies, strategies and investment plans.

Structure of Malabo Declarations: 7 Performance Areas

7. Commitment to Mutual Accountability to Actions and Results

- Through the CAADP Result Framework – conduct a biennial Agricultural Review Process

The Malabo M&E

for the Biennial Report to the AU Assembly...

ANNUAL REPORT OF THE COMMISSION ON THE IMPLEMENTATION OF THE JULY
2008 ASSEMBLY DECLARATION ON THE SHARM EL SHEIKH COMMITMENTS FOR
ACCELERATING THE ACHIEVEMENT OF WATER AND SANITATION GOALS IN AFRICA
ASSEMBLY DECISION (ASSEMBLY/AU/ DECL.1 (XI)) OF JULY 2008

ASSEMBLY OF THE UNION

TWENTY FOURTH (24TH) ORDINARY

30TH — 31ST JANUARY 2015 ADDIS ABABA, ETHIOPIA

THE 2014 AFRICA WATER AND SANITATION SECTOR REPORT

SECURING SANITATION IN AFRICA



Items	2013 Value	PI	Progress
THEME 1		4.1	
-Hydropower Utilisation (MW)	723	0.0	Not on track
-Agricultural Water Productivity (USD/m³)	6.63	10.0	On track
-Irrigated areas (ha)	34000	6.5	Not on track
-Water Demand Satisfaction Index	#VALUE!	0.0	-
THEME 2		5.0	
-Complete Water Efficiency or IWRM Plan	1.0	10.0	On track
-Rainwater use in municipal Consump. (10³ m³)	0.000	0.0	Not on track
THEME 3		0.0	
-Access to water supply (%)	69%	0.0	-
-Access to sanitation (%)	40%	0.0	-
THEME 4		9.0	
-Complete Climate Change Adaptation Plan	1.0	10.0	On track
-Complete Disaster Prevention System	0.8	8.0	On track
THEME 5		6.0	
-Water Policy and institutional arrangements	0.6	6.0	Not on track
THEME 6		5.6	
-Sanitation & Hygiene Budget/GDP (10³ USD)	0.73%	10.0	On track
-Water & Sanitation Budget/ Nat. Budg.(10³ USD)	0.37%	0.7	Not on track
-Water and Sanitation Tariff systems	0.6	6.0	On track
THEME 7		4.0	
-Water Information Mnagement Systems	0.4	4.0	On track
Overall Performance Index (PI)		4.8	

Report not availed

Key Performance Targets and Indicators for Monitoring and Reporting on the June 2014 AU Assembly Malabo Declaration for Agriculture Growth in Africa

Themes/ Performance Areas	Sub-themes/ Performance Category	Concerns/ Objectives of the Category	Performances Indicators						Existing Int. data Sources	Comments
			Item (What is measured)	Targets (Where to reach)	Baseline Year	Milestone Year	Reference	M&E Level		
1. Commitment	1.1 Country CAADP Process	Develop/update national Plans for implementing Malabo declaration using CAADP implementation approach under inclusive and participatory process.	CAADP Process Completion Index (CAADPPPro).	100%	2015	2018	Malabo Decl. 1(a) & 1(e)	Country, AUC*, NEPAD*		
	1.2 CAADP based Cooperation,	Multi-sectorial coordination body and multi-stakeholder body fully established and operational at national level	Existence of, and Quality of multi-sectorial and multi-stakeholder coordination body	100%	2015	2018	Malabo Decl. 1(b) & 1(d)	Country, RECs		
	1.3 Policy Review/ Setting/ Support	Implemented by the country to deliver on Malabo (reach 100% for the Evidence-based policies, supportive institutions and	government expenditure (tGAE).	100%	2015	2018	Malabo Decl. 1(c), 2(b), 3(a).	Country, AUC*,		
2. Investment Finance in	2.1 Public Expenditures to Agriculture	Allocate enough funds for agriculture in national budgets.	Gov exp agr (GA-agr).				2(a)	ReSAKSS		
			ODA disbursed to agriculture as % of commitment (ODA).	100%	2015	2025	Malabo Decl. 2(a)	Country		
	2.2 Domestic Private		Ratio of domestic private							Average of top 10 entries at

7 Performances Themes

22 Performances Categories

40 Performances Indicators

Category	Performances Indicators						Existing Int. data Sources
	Item (What is measured)	Targets (Where to reach)	Baseline Year	Milestone Year	Reference	M&E Level	
	Fertilizer consumption (kilogram of nutrients per hectare of arable land).	50 kilograms per hectare of arable land	2015	2025	Malabo Decl. 3(a)	Country	

Scorecard Structure ... and Weighting System

Decision on the Malabo Scordcards System: *The Scoring Table (Option 2: EQUIWEIGHT for Malabo performance Themes) -ADOPTED-*

Performance Theme				Performance Category				
No.	Item	T-score	T-weight	No.	Item	C-score	C-weight	No.
1	Commitment to CAADP Process		14.3%	PC 1.1	National CAADP Process		4.8%	1.1
				PC 1.2	CAADP based Cooperation, Partnership & Alliance		4.8%	1.2
				PC 1.3	CAADP based Policy & Institutional Review/ Setting/ Support		4.8%	1.3
2	Investment Finance in Agriculture		14.3%	PC 2.1	Public Expenditures to Agriculture		4.8%	2.1i
								2.1ii
								2.1iii
				PC 2.2	Domestic Private Sector Investment in Agric., Agribusiness, Agro-Ind.		4.8%	2.2
				PC 2.3	Foreign Private Sector Investment in Agric., Agribusiness, Agro-Ind.		4.8%	2.3
	Ending Hunger		14.3%	PC 3.1	Access to Agriculture inputs and technologies		2.9%	3.1i
								3.1ii
								3.1iii
								3.1iv
								3.1v
				PC 3.2	Agricultural Productivity		2.9%	3.2i

Scorecard Structure ... and Weighting System

(EIGHT for Malabo performance Themes) -ADOPTED-

Performance Category			Performance Indicators			
	C-score	C-weight	No.	Item	I-score	I-weight
		4.8%	1.1	CAADP Process Completion Index (CAADPPro)		4.8%
Partnership & Alliance		4.8%	1.2	Quality of multi-sectorial and multi-stakeholder coordination (Qc)		4.8%
Policy Review/ Setting/ Support		4.8%	1.3	Evidence-Informed Policies and corresponding human resources (EIP)		4.8%
		4.8%	2.1i	Share of public expenditures on agriculture as part of National Expenditures (tGAE)		1.6%
			2.1ii	Government agriculture expenditures as % of agriculture value added		1.6%
			2.1iii	% ODA disbursed to agriculture against commitment		1.6%
Investment in Agric., Agribusiness, Agro-Ind.		4.8%	2.2	Ratio of public investment to domestic private sector investment in Agri-Agri-Agro		4.8%
Investment in Agric., Agribusiness, Agro-Ind.		4.8%	2.3	Ratio of public investment to foreign private sector direct investment (FDI) in Agri-Agri-Agro		4.8%
Technologies		2.9%	3.1i	Fertiliser consumption (kilogram per hectare of arable land).		0.6%
			3.1ii	Agriculture area irrigated (% arable land)		0.6%
			3.1iii	% farmers using improved seeds/breeds		0.6%
			3.1iv	Number of extension workers per 1000 farmers		0.6%
			3.1v	Full time equivalent researchers per 100,000 farmers		0.6%
			3.2i	Growth rate of Agriculture value added per agricultural worker		1.0%



Stakeholders' roles and responsibilities ...



CAADP



NEPAD
TRANSFORMING AFRICA

Building on the Accelerated Agricultural Growth and Transformation for Shared Prosperity and Improved Livelihoods in Africa

Working Document
Annex 4

**Strategic guidelines for the Biennial Review
mechanism on the Malabo Declaration**

(Working version)



The 6 'C'
of Lawrence Haddad





Coverage

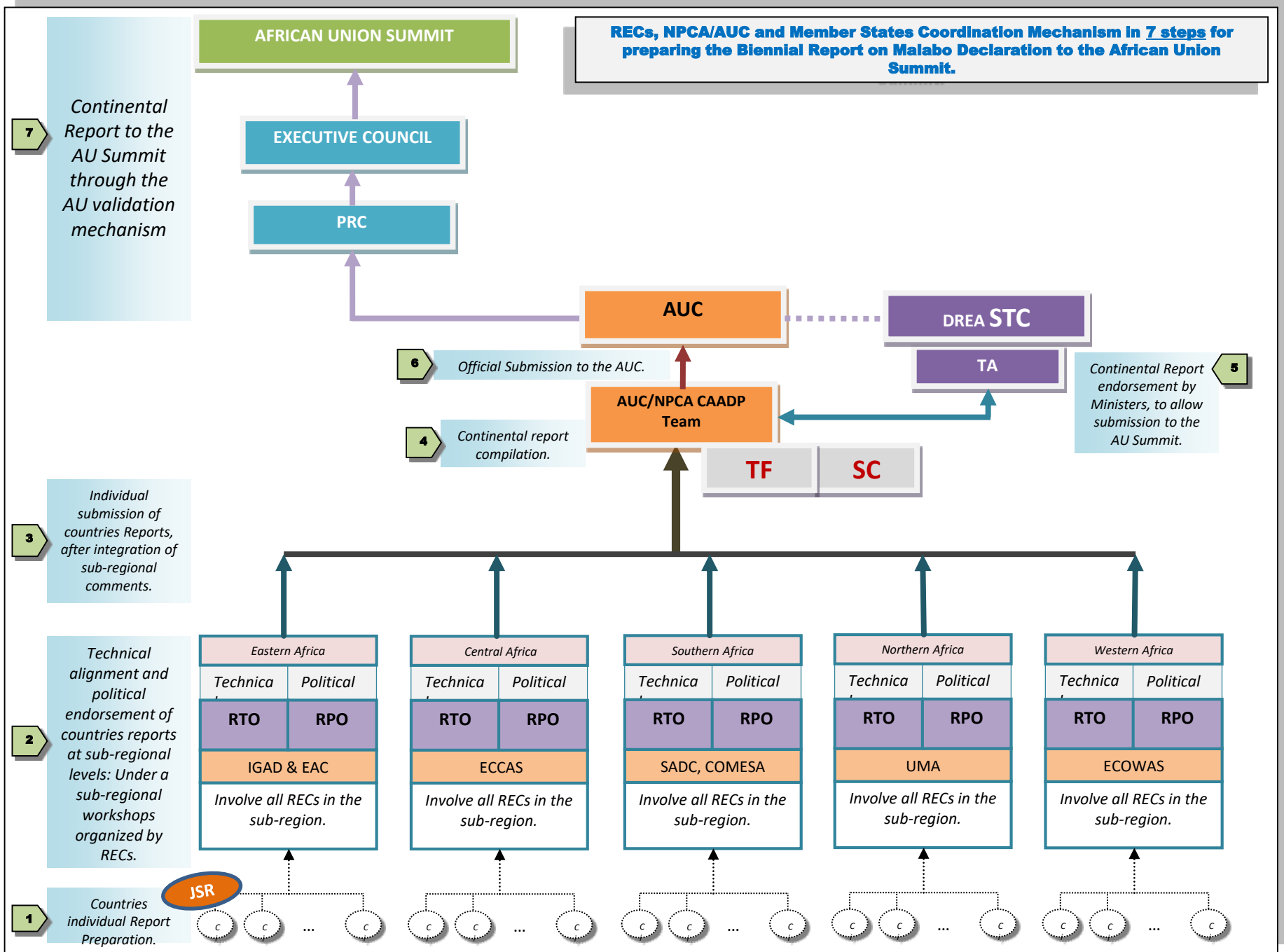
Coherence

Regional countries grouping for Coordinating the Biennial Review Process

Central Africa	Eastern Africa	Northern Africa	Southern Africa	Western Africa
1. Angola	1. Burundi	1. Algeria	1. Botswana	1. Benin
2. Cameroon	2. Comoros	2. Egypt	2. Lesotho	2. Burkina Faso
3. Central African Republic	3. Djibouti	3. Libya	3. Madagascar	3. Cape Verde
4. Chad	4. Eritrea	4. Mauritania	4. Malawi	4. Cote d'Ivoire
5. Congo	5. Ethiopia	5. Tunisia	5. Mauritius	5. Gambia
6. Congo, Dem. Republic	6. Kenya	6. Saharawi	6. Mozambique	6. Ghana
7. Equatorial Guinea	7. Rwanda		7. Namibia	7. Guinea
8. Gabon	8. Somalia		8. South Africa	8. Guinea-Bissau
9. Sao Tome and Principe	9. Sudan		9. Swaziland	9. Liberia
	10. South Sudan		10. Seychelles	10. Mali
	11. Tanzania		11. Zambia	11. Niger
	12. Uganda		12. Zimbabwe	12. Nigeria
				13. Senegal
				14. Sierra Leone
				15. Togo

RECs Grouping	
Northern Africa	UMA, CenSAD
Central Africa	ECCAS, SADC, COMESA
Eastern Africa	EAC, IGAD, COMESA, SADC
Southern Africa	SADC, COMESA
Western Africa	ECOWAS

The September 2016, Dakar Meeting Agreements





Delivering on the Accelerated Agricultural Growth and Transformation for Shared Prosperity and Improved Livelihoods in Africa

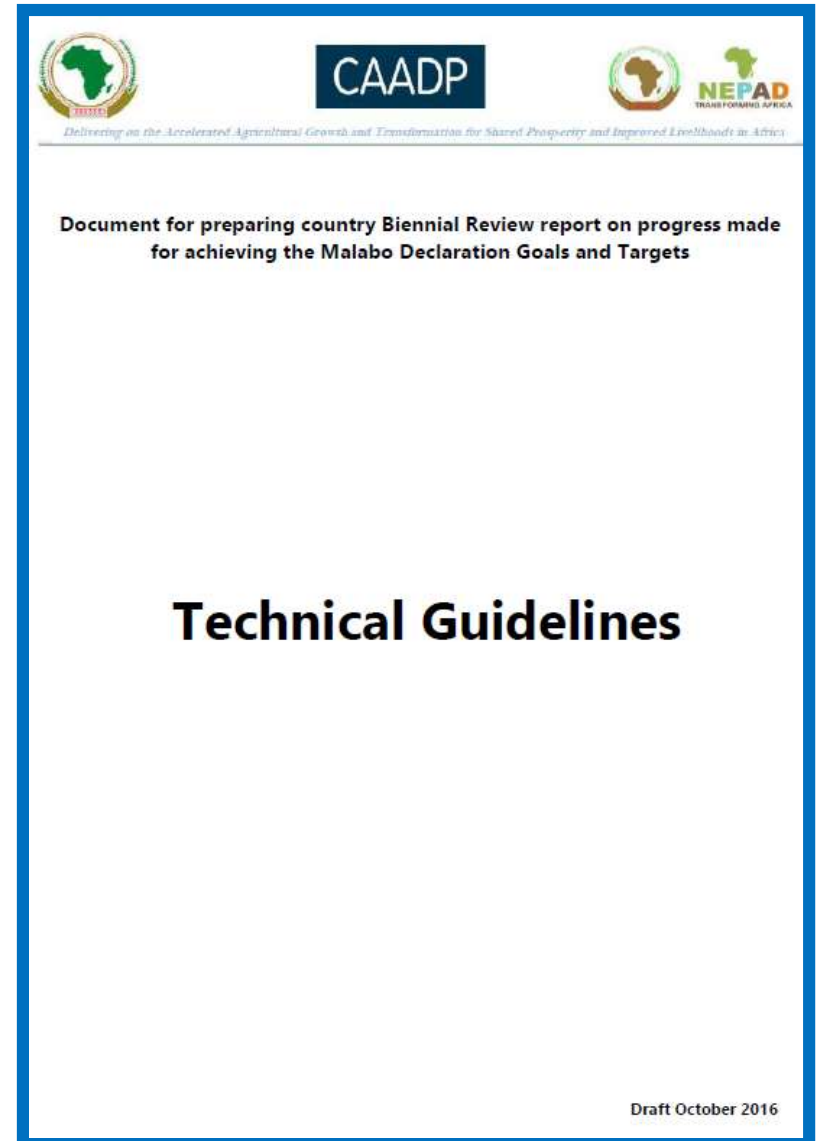
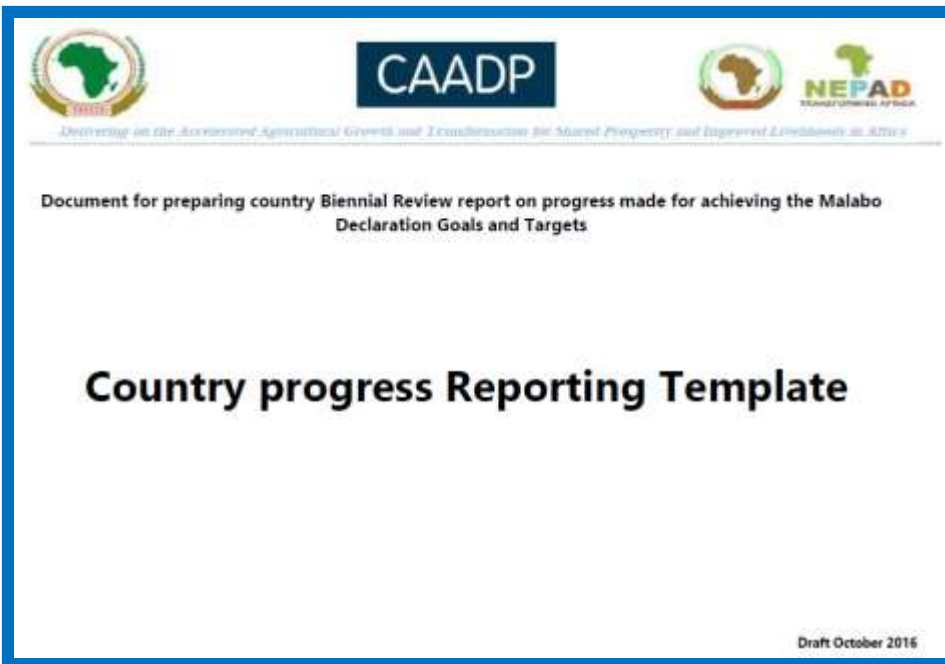
Document for preparing country Biennial Review report on progress made for achieving the Malabo Declaration Goals and Targets

Coordination mechanism and Continental Roadmap for submitting the Inaugural Biennial Report to the AU Assembly

Draft October 2016



Capacity



***Country Trainings on the
Biennial Reporting TOOLS ...***



Coherence

Collaboration

Our collective responsibility to work together

No need to reinvent a wheel, and avoid competition...

NO



Our collective responsibility to work together

No need to reinvent a wheel, and avoid competition...

¥€\$!



- **Africa Capacity Building Foundation,**
- **AGRA,**
- **Barefoot Education for Africa,**
- **ReSAKSS,**
- **IFPRI,**
- **FAO- Monitoring and Analysis Food Agricultural Policies**
- **CAADP Non State Actors Coalition,**
- **USAID Feed the Future Sustainable Intensification Innovation Lab's**

Biennial Task Force ... and Technical Working Groups (TWG)

Technical Working Groups	Institutions Volunteers	Lead Institution	Chair
TWG 1 <i>Commitment to CAADP Process</i>	PS/ VP 1
TWG 2. <i>Investment Finance in Agriculture</i>
TWG 3. Ending Hunger
TWG 4. <i>Eradicating Poverty through Agriculture</i>
TWG 5. <i>Intra-African Trade for Agriculture commodities</i>
TWG 6. <i>Resilience to Climate Variability</i>
TWG 7. <i>Mutual Accountability for Action and Results</i>
TWG 8. <i>Coordination & Communication</i>	...	AUC/NPCA	PS/ President

Specifically to the Seed performance...
The continental demand

Theme 3

Ending Hunger

Performance CategoryPC 3.1iii Access to Agriculture inputs and technologies

1. Objective of the PC

Promote utilization of cost-effective & quality agricultural inputs, irrigation, mechanization, and agrochemicals for crops, fisheries, livestock and forestry to boost agricultural productivity.

2. Performance Target

Silent

Reference in the Malabo Declaration:Malabo Decl. 3(a)

3. Performance Indicator

Indicator	Definition / Explanation
% farm households using improved seed varieties/breeds/stocking materials	Percentage of farm households using improved seed varieties of at least one selected crop from the 5 priority value chains

4. Disaggregation

Parameter/ Unit	Definition	Data required	Computing Methods	d. Source
Number of farm households using improved seed varieties/livestock breeds/stocking materials of at least one selected crop from the 5 priority value chains	Total number of farm households using at least one improved seed variety of one of the selected crops . Improved seed variety refer to a gerplasm (varieties) registered in the national catalogue of crop varieties that could be higher yielding or higher in nutritional content and/or more resilient to climate impacts. It also include livestock breeds and stocking material including those of fish	Total number of farm households (in household survey sample) using at least one improved seed variety of one of the selected crops . Improved seed variety refer to a gerplasm (varieties) registered in the national catalogue of crop varieties that could be higher yielding or higher in nutritional content and/or more resilient to climate impacts; Num(i). Including livestock breeds and Stocking material for	Counting	Agricultural survey
Number of farm	Total number of farm households	Total number of farm households (in a	Counting	Agricultural

4. Disaggregation

Parameter/ Unit	Definition	Data required	Computing Methods	d. Source
Number of farm households using improved seed varieties/livestock breeds/stocking materials of at least one selected crop from the 5 priority value chains	Total number of farm households using at least one improved seed variety of one of the selected crops . Improved seed variety refer to a gerplasm (varieties) registered in the national catalogue of crop varieties that could be higher yielding or higher in nutritional content and/or more resilient to climate impacts. It also include livestock breeds and stocking material including those of fish	Total number of farm households (in household survey sample) using at least one improved seed variety of one of the selected crops . Improved seed variety refer to a gerplasm (varieties) registered in the national catalogue of crop varieties that could be higher yielding or higher in nutritional content and/or more resilient to climate impacts; Num(i). Including livestock breeds and Stocking material for	Counting	Agricultural survey
Number of farm households cultivating at least one selected crop from the 5 priority value chains	Total number of farm households cultivating at least one selected crop from the 5 priority value chains	Total number of farm households ((in a household survey sample) cultivating at least one selected crop from the 5 priority value chains; Den(i)	Counting	Agricultural survey
% farm households using improved seed varieties			Num(i)*100/Den	

5. Indicator Computing

For any given year (i) the indicator is given by the ratio $\text{Num}(i) * 100 / \text{Den}(i)$

Cash

Consolidated Roadmap for submitting the Inaugural Biennial Report to the AU Assembly in January 2018

No	Proposed Activities	Level of Implementation	Deadline	Observation
1	Finalization of Data Collection Tools (<i>Technical Guidelines, Reporting Template, Technical Note for the Scorecard</i>)	AUC/NPCA	30-Oct-16	
2	Sensitization of country stakeholders of the process of the biennial reporting	MS/RECs	31-Oct-16	Focus on policy makers, other technical officers and sector stakeholder
3	Formal communication to countries and RECs to inform leadership on agreements made for the Biennial Review process and on the consolidated roadmap for submitting the the report to the AU Assembly.	AUC/NPCA	31-Oct-16	Particular engagement with RECs where any updated on the CADDP process is needed. Meeting with UMA to further discuss arrangements for coordinating Northern African countries. Joint coordination of countries belonging to several RECs, should be discussed with the RECs.
4	Training of Country Experts on the Guidelines and the Template for reporting	AUC/NPCA	8-Dec-16	Target persons are the CAADP Focal Point and the CAADP M&E Expert. Nomination letter should be sent by AUC/NPCA to member states to nominate the CAADP M&E Expert for the Biennial Review.
5	Make available to countries the updated format and guidelines for preparing countries reports	AUC/NPCA	8-Dec-16	Condition to start the National Process: Incorporate meeting comments and recommendations of sub-regional meetings into the reporting format.
6	National training Workshop on the Reporting tools, and launch of the the biennial review process at country level	MS/RECs	30-Jan-17	AUC/NPCA and RECs to explore possible technical supports to Member States to roll out the biennial review process.
7	Hold in-country consultations for data collection and making data available for compiling the country report	MS	31-Mar-17	Involve all relevant stakeholders, and define and run strategy for data gathering and the report preparation.
8	Drafting and compilation of the country report	MS	31-May-17	Data collection at appropriate levels for the report preparation
9	National validation of the report with national stakeholders, and Final draft report	MS	15-Jun-17	Refine the data presented in the report while involving all relevant national stakeholders under a validation workshop.

No	Proposed Activities	Level of Implementation	Deadline	Observation
10	Submission of the Country Report to the RECs	MS	30-Jun-17	Share reports with CAADP team to start compiling information for the continental report
11	RECs' compilation, regional analysis, summary and recommendations shared with MS	RECs	31-Jul-17	
12	Sub-regional meeting to discuss and align country reports with regional perspectives	MS/RECs	15-Aug-17	Regional political bodies consult with countries reports and ensure regional leadership in the process of preparing the BR to the AUC
13	Review of of country reports and Resubmission to the RECs	MS/RECs	22-Aug-17	
14	Submission by the RECs, of the country reports to CAADP Team (AUC, NPCA)	RECs	31-Aug-17	Member States to send Reports to the RECs which in turn will synthesize the Reports and send a regional report to AUC/NPCA. The report will include Country Synthesis and Individual Country Report in Annex.
15	Continental Biennial Report compilation by the CAADP Team	AUC/NPCA	30-Sep-17	
16	Continental Report endorsement by PS and Ministers, to allow submission to the AU Summit.	STC	30-Sep-17	
17	Official Submission of the Report to the AUC for the AU Assembly	STC	15-Oct-17	
18	Conveying the Report to the AU Assembly	AU	15-Jan-18	

Major step: *Countries Training on data collection methodologies*

Region	REC involved		Tentative dates
Western Africa	ECOWAS	Abidjan	7-11 th Nov
Southern Africa	SADC	Jo'burg	14-18 th Nov
Central Africa	CEEAC	Yaounde	21-25 Nov
Eastern Africa	IGAD< EAC, COMESA	Arusha	12-16 Dec
Northern Africa	UMA	Cairo	6-10 Feb

... September 2016 Dakar Meeting Proposal



***Asante !
Thanks !
Merci !***

**REMEMBER M&E INFORMATION IS USEFUL
ONLY IF IT IS USED!**